



Sizing guide for the Mantor's pusher pad

A 28mm

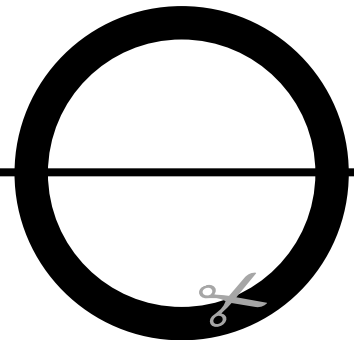
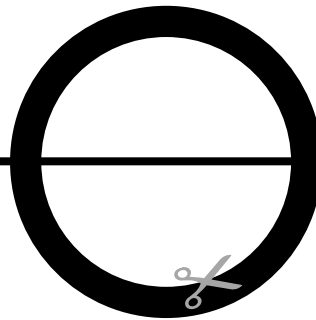
B 30.5mm

C 33mm

D 35.5mm



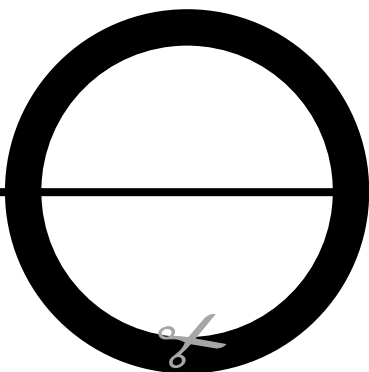
Fold



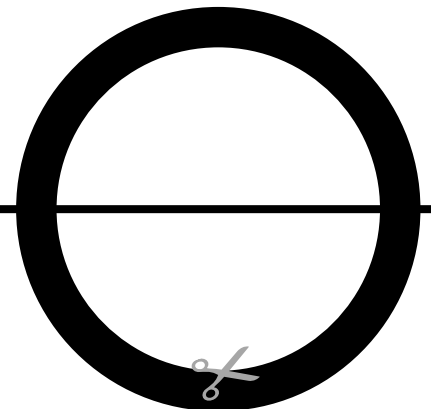

E 38mm

F 40.5mm

G 43mm



Fold



Instructions for using the guide

Step 1: Print the page, at page sizing set it to custom scale 100%

Step 2: Place a credit card on the drawing to the right to make sure you have the correct scale.

Or, use a ruler and measure the scale example.

Step 3: Cut the page at the dotted line.

Step 4: Fold the paper at the horizontal line.

Step 5: Cut the inner section of the circle.

Step 6: Unfold the paper.

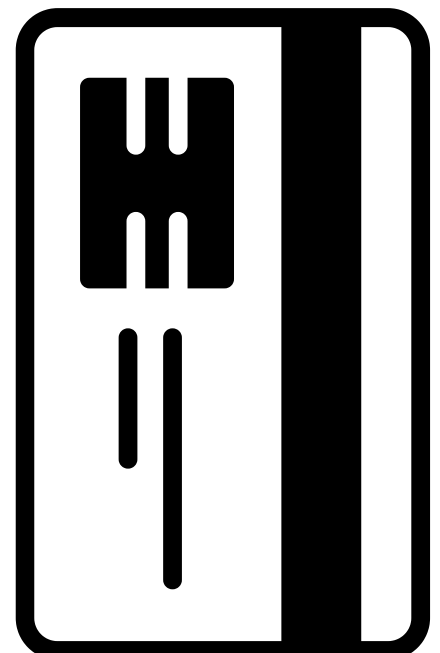
Step 7: Slide your glans through the hole.

The first size that your glans can **easily** slide through, without any contact with the paper - is the one for you.

← 1 Inch →



← 2 CM →



YOU ARE PERFECT JUST AS YOU ARE