



# Sizing guide for the Mantor's pusher pad

A 27-30mm

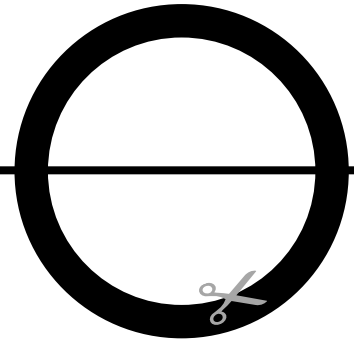
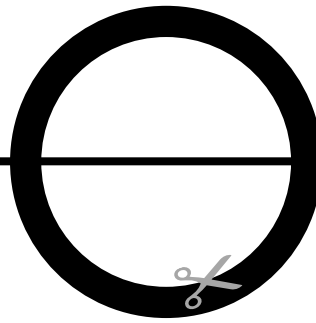
B 30-32mm

C 32-34mm

D 34-37mm



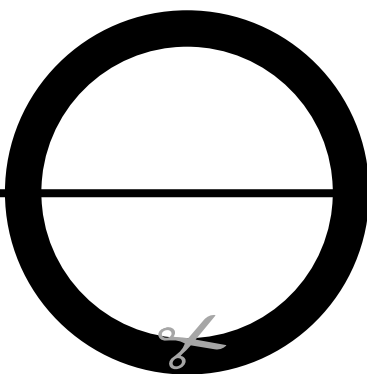
Fold



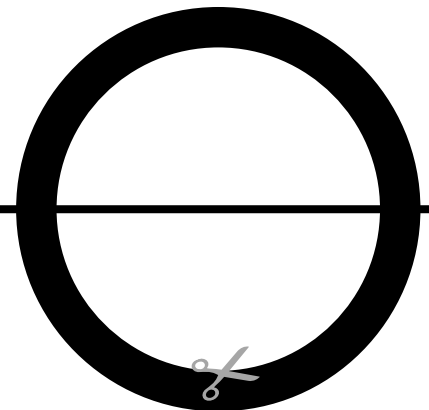
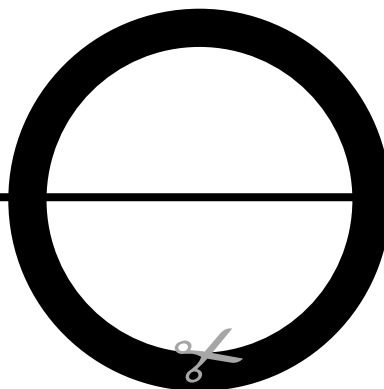
E 37-40mm

F 40-43mm

G 43-46mm



Fold



## Instructions for using the guide

**Step 1:** Print the page, at page sizing set it to custom scale 100%

**Step 2:** Place a credit card on the drawing to the right to make sure you have the correct scale.

Or, use a ruler and measure the scale example.

**Step 3:** Cut the page at the dotted line.

**Step 4:** Fold the paper at the horizontal line.

**Step 5:** Cut the inner section of the circle.

**Step 6:** Slide your glans through the hole. Make sure to keep the paper straight. The hole that fits to the widest part of your glans is the right one for you.

**YOU ARE PERFECT JUST AS YOU ARE**

← 1 Inch →



← 2 CM →

